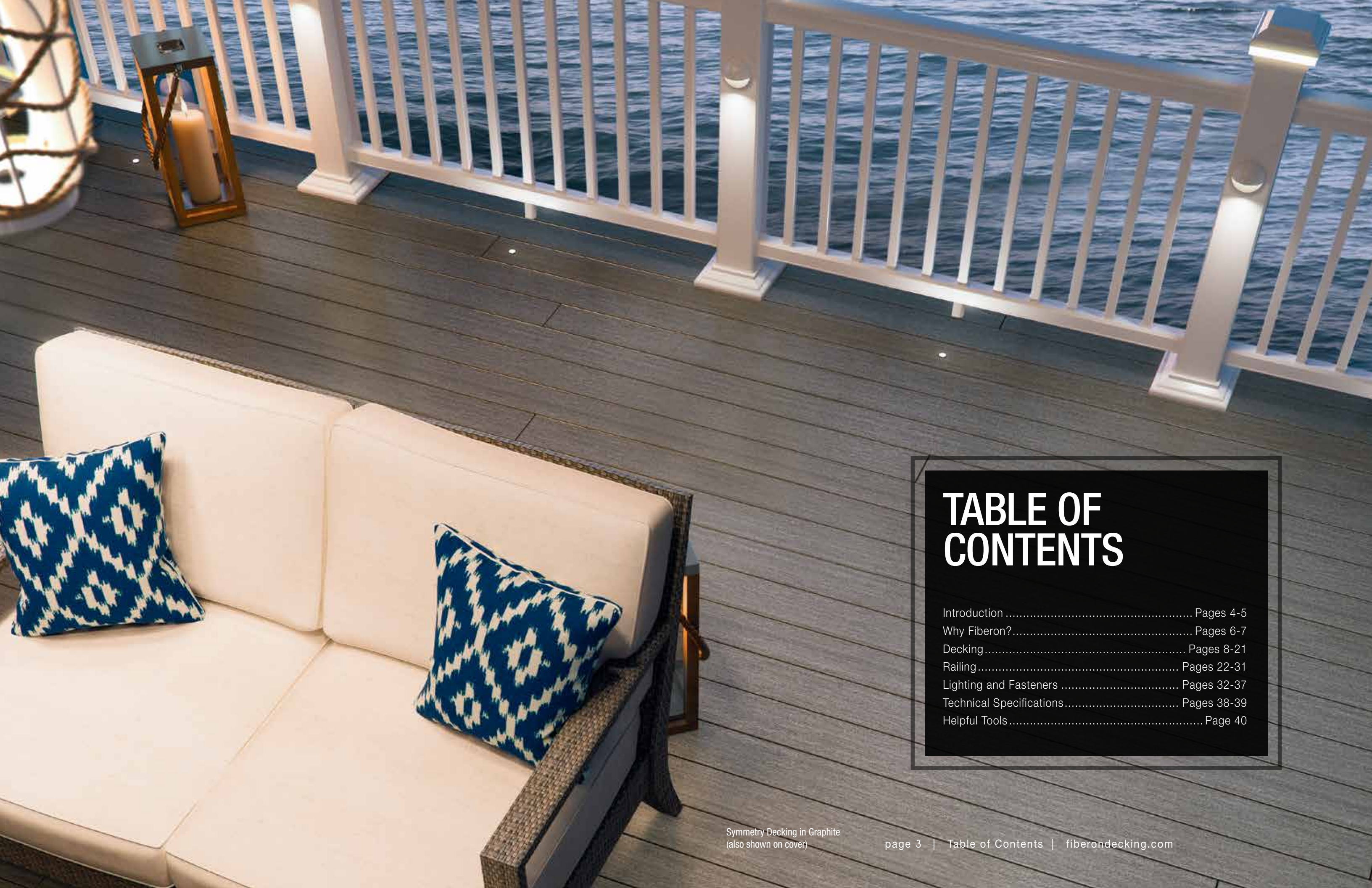




**fiberon**<sup>®</sup>

PRODUCT  
GUIDE 2017



# TABLE OF CONTENTS

Introduction .....	Pages 4-5
Why Fiberon?.....	Pages 6-7
Decking .....	Pages 8-21
Railing .....	Pages 22-31
Lighting and Fasteners .....	Pages 32-37
Technical Specifications.....	Pages 38-39
Helpful Tools .....	Page 40



# THE MAGIC OF OUTDOOR LIVING

Coffee and the morning paper. A glass of wine at sunset. Birthdays, barbecues, and blanket forts shared with a friend.

It all happens on your deck—that magical outdoor space where the world slows down, family and friends catch up, and simple moments become treasured memories.

Whatever your dream for outdoor living, let us help make it a reality.

# WHY FIBERON?

EXCEPTIONAL PRODUCTS, EXPERT ADVICE

Composite decking offers clear advantages over wood.

Choose the company that stays with you every step of the way.

## BEAUTIFUL FROM START TO FINISH

If you haven't seen today's composite decking, you're in for a treat. Fiberon capped composites capture the warmth and beauty of natural and exotic hardwoods, complete with subtle streaking, varied grain patterns, and rich color palettes. And since capped composite decking doesn't fade or degrade like wood, the look you love today will still be there tomorrow.

## LONGER LIFESPAN, LOWER COST OF OWNERSHIP

The average pressure-treated deck can cost upwards of \$800 per year to maintain and will likely need replacing in 10 - 15 years. Fiberon composite decks average less than \$50 in annual maintenance costs. Plus, Fiberon offers industry-leading 25-year stain and fade and performance warranties, so you can buy and build with confidence.

## SAFE FOR YOUR FAMILY, SAFE FOR THE ENVIRONMENT

Fiberon composite decking comprises mainly recycled plastics and lumber mill scraps – enough to prevent 60,000 tons of waste from reaching landfills and incinerators each year. Unlike wood, our composites prevent further deforestation, and they are free of toxic chemicals and manufactured using sustainable processes. In fact, we were named a “2015 Eco-Leader” by Green Builder® magazine.

## HELPFUL, CREDIBLE EXPERTS

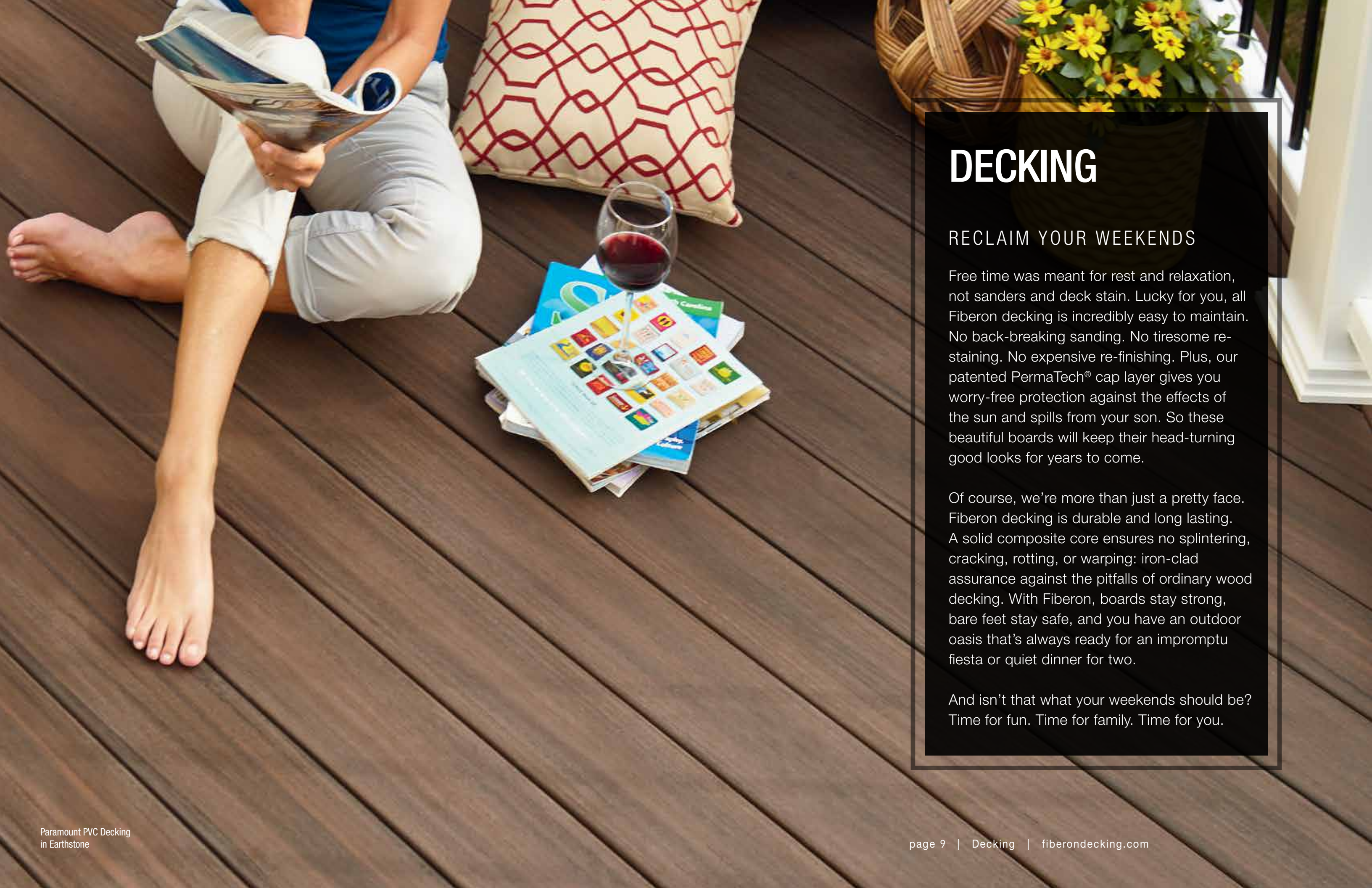
Whether it's finding the optimal board color, designing a lighting plan, or providing tips on selecting a contractor, Fiberon is here to help. We offer straightforward information and honest advice so you can make the best decisions for your unique space.

## TOOLS YOU WANT, THE WAY YOU WANT THEM

Our intuitive, easy-to-use Deck Design Tool and Product Visualizer work on your tablet or laptop, so you can design your new deck anywhere, anytime. Learn what goes into a deck, find design inspiration, and get product lists right down to the final fastener.

## LOCAL ROOTS, GLOBAL REACH

Fiberon products are made in the United States, both in our home state of North Carolina and in Meridian, Idaho. From these two locations, we distribute throughout North America and to more than two dozen countries in Europe, Asia, Australia, and Central and South America.



# DECKING

## RECLAIM YOUR WEEKENDS

Free time was meant for rest and relaxation, not sanders and deck stain. Lucky for you, all Fiberon decking is incredibly easy to maintain. No back-breaking sanding. No tiresome re-staining. No expensive re-finishing. Plus, our patented PermaTech® cap layer gives you worry-free protection against the effects of the sun and spills from your son. So these beautiful boards will keep their head-turning good looks for years to come.

Of course, we're more than just a pretty face. Fiberon decking is durable and long lasting. A solid composite core ensures no splintering, cracking, rotting, or warping: iron-clad assurance against the pitfalls of ordinary wood decking. With Fiberon, boards stay strong, bare feet stay safe, and you have an outdoor oasis that's always ready for an impromptu fiesta or quiet dinner for two.

And isn't that what your weekends should be? Time for fun. Time for family. Time for you.




BEST

# SYMMETRY DECKING | BEAUTIFULLY BALANCED

The natural wood beauty is undeniable; the advanced composite technology, unbeatable. Saturated colors with multi-tonal streaking deliver authentic appeal you simply can't find anywhere else. The exclusive PermaTech® cap layer protects against fading and staining, while the durable composite core ensures exceptional resistance to rotting, cracking, warping, insects, decay. This is nature and science in perfect harmony. This is Symmetry.™

- Low-gloss formula and micro-texturing create a unique matte finish
- Multi-toned streaking echoes elegant hardwoods
- Subtle grain patterns feature no discernible repeats
- Durable composite core resists splintering, rotting, cracking, warping, insects, and decay
- Four-sided PermaTech cap layer resists staining and fading
- Finished surface on top and bottom is ideal for second-story decks

## CHOOSE YOUR COLOR



The earthy color palette was inspired by natural elements and pigments.

## GET THE DETAILS



Square Edge = .935 in. x 5.4 in.  
Length: 20 ft. (12 ft. and 16 ft. by special order)



Grooved Edge = .935 in. x 5.4 in.  
Lengths: 12 ft., 16 ft., and 20 ft.



Fascia: Nominal .75 in. x 11.25 in. x 12 ft.



Riser board: Nominal .75 in. x 7.25 in. x 12 ft.

Matching fascia and riser colors:  
Burnt Umber, Cinnabar, Graphite, and Warm Sienna



### FYI

Symmetry Decking features more random natural graining than with other decking. There are no visible repeats or easy-to-discern patterns, resulting in the most natural-looking deck boards you'll find anywhere.



Symmetry Decking in Cinnabar.  
Horizon Railing in White with black metal balusters


BEST

# HORIZON DECKING | DRAMATICALLY DIFFERENT

Bold and dramatic, Horizon® Decking delivers rich colors, elegant streaking, and distinct grain patterns. Four-sided capping ensures superior stain and fade resistance plus a polished appearance on top and bottom. Durable composite core resists splintering, cracking, rotting, insects, and decay. And all at a price that is comparable to others' non-reversible decking.

- Dramatic colors and streaking emulate exotic hardwoods
- Four-sided PermaTech cap layer resists staining and fading
- Reversible boards save time and money, reduce waste
- Priced comparably to others' non-reversible boards

## CHOOSE YOUR COLOR



*This collection is known for its distinctive, multi-tonal color palette.*

## GET THE DETAILS



Square Edge = .935 in. x 5.4 in.  
Length: 20 ft. (12 ft. and 16 ft. by special order)



Grooved Edge = .935 in. x 5.4 in.  
Lengths: 12 ft., 16 ft., and 20 ft.



Fascia: Nominal .75 in. x 11.25 in. x 12 ft.



Riser board: Nominal .75 in. x 7.25 in. x 12 ft.

Matching fascia and riser colors:  
Ipe, Rosewood, Tudor Brown, and Castle Gray



### **FYI**

If you have an open space beneath your deck, a reversible board like Horizon ensures a clean, finished look on the bottom as well as the top.



Horizon Decking in Castle Gray,  
Symmetry Railing in Tranquil White


BEST

# PARAMOUNT PVC DECKING | READY FOR ANYTHING

Able to withstand moisture, dents, and even flames, Paramount® Decking truly is ready for anything. Plus, it's slip resistant, easy to maintain, and approved for use in Wildland Urban Interface (WUI) zones. And so tough we've added a Limited Lifetime Warranty.

- Ideal for waterside applications (no organic content)
- Lightweight, easy-to-handle boards
- Resists moisture, dents, and flames
- Offers exceptional slip resistance when dry or wet
- Approved for use in Wildland Urban Interface (WUI) zones

## CHOOSE YOUR COLOR



Four multi-tonal and two solid colors provide plenty of design options.

## GET THE DETAILS



Square Edge = 1 in. x 5.5 in.  
Length: 20 ft.



Grooved Edge = 1 in. x 5.5 in.  
Lengths: 12 ft., 16 ft., and 20 ft.



Fascia: Nominal .50 in. x 11.25 in. x 12 ft.

Complementary fascia colors:  
Brown, Earth, Fossil, Sand, and Mineral/Flagstone



### FYI

Lightweight Paramount is wood-free, so there's no organic content to promote mold growth. It's an ideal choice for docks and other waterside applications.



Paramount PVC Decking in Brownstone. Horizon Railing in Dark Walnut with black metal balusters.



BETTER



## PROTECT ADVANTAGE DECKING

### ALL-AROUND PERFORMER

Style, durability, and easy maintenance — ProTect Advantage® Decking has it all. Offered in three gorgeous colors with multi-tonal streaking, these boards feature our exclusive PermaTech cap layer on three sides for exceptional resistance to staining and fading. Solid composite core resists splintering, cracking, rotting, insects, and decay. A 25-year warranty provides added peace of mind.

- Features PermaTech cap layer on three sides for stain and fade resistance
- Offers a look comparable to premium hardwoods
- Quality composite construction enhances durability, ensures longevity
- Great choice for lower-level decks
- ProTect Advantage FR is approved for use in Wildland Urban Interface (WUI) zones (available in select areas)

### CHOOSE YOUR COLOR



The look of premium hardwoods without the work.

### GET THE DETAILS



Square Edge = .93 in. x 5.3 in.  
Length: 20 ft. (12 ft. and 16 ft. by special order)



Grooved Edge (GV) = .93 in. x 5.3 in.  
Lengths: 12 ft., 16 ft., and 20 ft.



Fascia: Nominal .75 in. x 11.25 in. x 12 ft.




Riser board: Nominal .75 in. x 7.25 in. x 12 ft.

Matching fascia and riser colors:  
Chestnut, Gray Birch, and Western Cedar



#### **FYI**

Wildland Urban Interface (WUI) zone is the name given to land that sits between natural woodlands and developed areas.




ProTect Advantage Decking in Chestnut. Horizon Railing in White with black metal balusters

# GOOD LIFE DECKING | MORE FOR YOUR MONEY

Good Life Decking offers an unbeatable combination of price, performance, and looks. It's easy to maintain and features a three-sided, pre-finished surface that resists staining, and fading. Solid composite construction ensures no splintering, cracking, or decay. Now everyone can break away from the limits of wood without breaking the bank.

- Smart option with price point closer to wood
- Capped on three sides with durable, protective finish
- Durable and long lasting

## CHOOSE YOUR COLOR



Three solid colors resemble traditional painted or stained decking.

## GET THE DETAILS



Square Edge = .93 in. x 5.3 in.  
Length: 20 ft. (12 ft. and 16 ft. by special order)



Grooved Edge = .93 in. x 5.3 in.  
Lengths: 12 ft., 16 ft., and 20 ft.



Fascia: Nominal .75 in. x 11.25 in. x 12 ft.

Matching fascia colors:  
Cabin, Cottage, and Villa



### FYI

Good Life Decking gives you a like-wood appearance and popular color options, all at a price point that's closer to pressure-treated lumber. Why settle?



Good Life Decking in Cottage. Horizon Railing in White

# COLOR | MAKE A STATEMENT

Do you gravitate toward classic styles, love globally-inspired designs, or prefer a more relaxed, coastal vibe? Just as you select furnishings to create a mood, your deck board color will also influence the look and feel of your outdoor space.

## GRAYS

With undercurrents of blue or sandy beige, gray evokes thoughts of rocky shorelines and weathered wood. The perfect choice for coastal homes, gray boards add quiet sophistication to city spaces as well.



Symmetry Graphite



Horizon Castle Gray



Paramount PVC Mineral



Paramount PVC Flagstone



ProTect Advantage Gray Birch



Good Life Cottage

## GOLDEN BROWNS

This category covers everything from golden tans to light brown. Warm and natural, these shades complement any architecture. No wonder it's the most popular color family for decking.



Symmetry Warm Sienna



Horizon Ipe



Paramount PVC Brownstone



Paramount PVC Fossil



Paramount PVC Sandstone



Good Life Villa

## CLASSIC BROWNS

From rich mid-tones to deepest brown, these colors add depth and drama to your space. The darker choices are especially well-suited to Craftsman-style or Mediterranean homes.



Symmetry Burnt Umber



Horizon Tudor Brown



Paramount PVC Earthstone



ProTect Advantage Chestnut



Good Life Cabin

## REDDISH BROWNS

Timeless, classic, and yet still a bit unique: that's red. For warmth, energy, and landscaping that pops, consider rich Cinnabar, elegant Rosewood, or always appealing Western Cedar.



Symmetry Cinnabar



Horizon Rosewood



ProTect Advantage Western Cedar

Actual colors may vary from photographs.

A multi-level wooden deck with white railings, outdoor furniture, and a house at night. The deck is made of light-colored wood and features a white railing system with decorative balusters. In the foreground, there is a lounge area with a white sofa and a coffee table. In the background, there is another level of the deck with a sectional sofa and a coffee table. The house has a brick chimney and several windows with white frames. The scene is lit with warm outdoor lighting, creating a cozy atmosphere.

# RAILING

## PUT DOWN YOUR PAINT BRUSH

What's more painful than a splinter from your old wood railing? Spending your weekend repainting that railing. With Fiberon, there's no sanding, scraping, or repainting. And definitely no splinters.

So drop the paint brush. Free time is calling.

BEST

# SYMMETRY RAILING | STRONG IS STYLISH

From its understated satin finish to its clever sub-rail reinforcement, Symmetry Railing is the ideal balance of looks and strength. The only composite railing capable of spanning 12 feet, Symmetry Railing minimizes needed rail posts and maximizes your view. Add in durable composite construction, and you have a railing that's built to last, beautifully.

- Refined satin finish adds elegance; composite construction ensures durability
- Reinforced top rail provides strong, sturdy feel and performance
- Industry's only 12-ft span improves sight lines, limits number of posts
- Hidden hardware provides a cleaner look

## CHOOSE YOUR COLOR



Tranquil White



Serene Black



Simply Brown

Top Rail = 2.95 in. x 2.95 in. Bottom Rail = 2.5 in. x 2 in.

## GET THE DETAILS

### Infill Options



Beveled composite balusters  
(Available in all colors)  
29.5 in. for a 36-in. rail height  
35.5 in. for a 42-in. rail height



Round metal balusters  
(Available in black)  
29.5 in. for a 36-in. rail height  
35.5 in. for a 42-in. rail height


### Post Caps, Sleeves, and Skirts



Pyramid Post Caps  
(Available in all colors)  
5 in. x 5 in. (fits over 4 in. x 4 in. post)



Post Skirts  
(Available in all colors)  
5 in. x 5 in.



Post Sleeves  
(Available in all colors)  
5 in. x 5 in.,  
39 in., 45 in.,  
and 108 in. lengths

### ADA-Compliant Handrail



Available by special order in white, black, and brown. To learn more, visit [fiberondecking.com](http://fiberondecking.com).



Symmetry Railing  
in Tranquil White

# HORIZON RAILING | ENGINEERED FOR ENJOYMENT

For a custom space and free time to enjoy it, consider Horizon Railing. The flat top rail creates a clean look -- and a handy place to rest your drink. Three versatile colors coordinate with everything. Solid composite construction stands up to almost anything. Your new surround will be safe, stylish, and so easy to maintain.

- Drink-friendly top rail is ideal for entertaining
- Clean lines and styling work with any architecture
- Multiple infill options enable easy customization
- Sturdy aluminum bottom rail adds strength and stability
- Versatile dagger system enables faster baluster installation

## CHOOSE YOUR COLOR



Top Rail = 3.75 in. x 2.5 in. Bottom Rail = 3.5 in. x 1.75 in.

## GET THE DETAILS

### Infill Options



Square composite balusters  
(Available in all colors)  
29.5 in. for a 36-in. rail height  
35.5 in. for a 42-in. rail height



Round metal balusters  
(Available in black)  
29.5 in. for 36-in. height  
35.5 in. for 42-in. height


### Post Caps, Sleeves, and Skirts



Post Caps  
4 in. x 4 in. (all colors)



Post Skirts  
4 in. x 4 in. (all colors)



Post Sleeves  
4 in. x 4 in. (white)  
offered in 39 in. length  
4 in. x 4 in. (all colors)  
offered in 48 in.  
and 108 in. lengths

### ADA-Compliant Handrail



Available by special order in white, black, and brown. To learn more, visit [fiberondecking.com](http://fiberondecking.com).



Horizon Railing  
in Dark Walnut  
with black metal  
balusters

# CUSTOMIZE YOUR SPACE | INFILL AND OTHER OPTIONS

Infill can dramatically change the look of your deck or porch. Square composite balusters lend a traditional feel, while round black metal balusters look clean and contemporary. Mix and match colors, add a contrasting rail post for added “wow,” or include ADA-compliant handrail to ensure easy mobility for all.

## GET THE DETAILS

Composite Balusters



Available with either a beveled edge (Symmetry) or square edge (Horizon), composite balusters add classic appeal to any space. Choose from white, black, or brown.

Round Metal Balusters



Round metal balusters appear to recede from view. Their shape and composition add contemporary flair, yet never detract from the surroundings. Offered in versatile black.

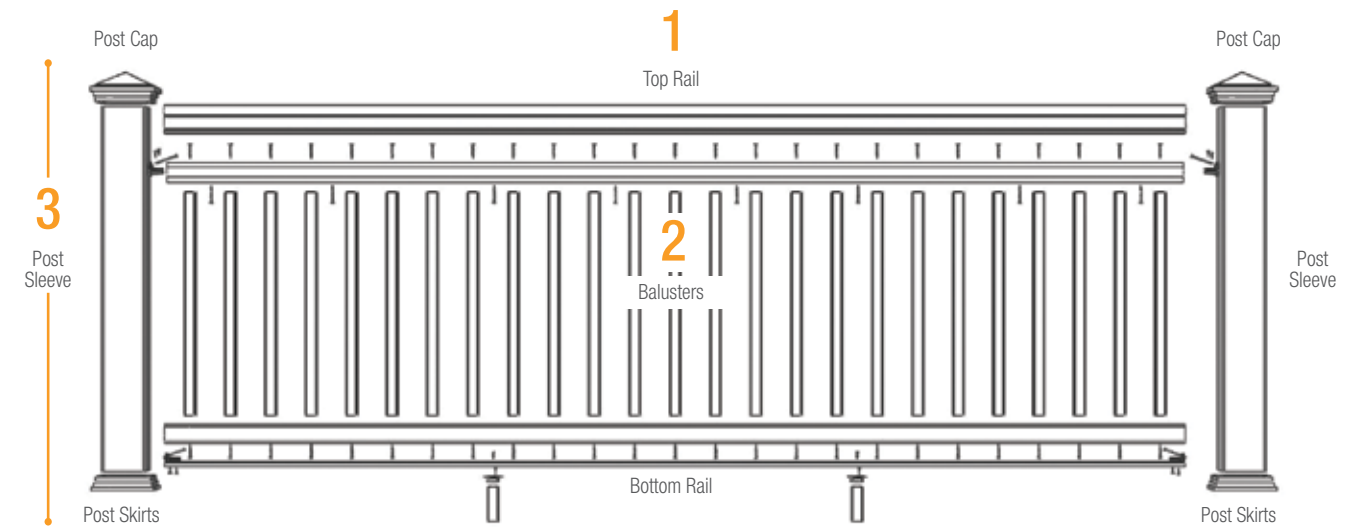
ADA-Compliant Handrail

































It's not an infill, but it is a valuable add-on to increase safety and mobility and ensure compliance with the Americans with Disabilities Act (ADA). Fiberon ADA-compliant handrails are offered by special order in 104-in. lengths that can be connected using available ADA joiners. All components work with either Symmetry or Horizon Railing. Choose from white, black, or brown, all with a gloss finish.

Components include; round handrail kits; wall return kit; 90-degree corner; end loop; post return; joint rings; rail end caps; wall return cover plates; and 90-degree insert corner brackets, adjustable joiners, and straight joiners.

# DESIGN YOUR RAILING | 3 SIMPLE STEPS



	Symmetry Railing	Horizon Railing
<b>1</b> Choose your rail style and color	 Tranquil White  Simply Brown  Serene Black	 White  Dark Walnut  Black
<b>2</b> Choose your balusters or infill	<p>BEVELED BALUSTERS</p>  Tranquil White  Simply Brown  Serene Black	<p>SQUARE BALUSTERS</p>  White  Dark Walnut  Black
<b>3</b> Add post sleeves, caps, and skirts	<p>5 in. x 5 in. POST SLEEVES</p>  Tranquil White  Simply Brown  Serene Black	<p>4 in. x 4 in. POST SLEEVES</p>  White  Dark Walnut  Black
	<p>POST CAPS</p>  Tranquil White  Simply Brown  Serene Black	<p>POST CAPS</p>  White  Dark Walnut  Black
	<p>POST SKIRTS</p>  Tranquil White  Simply Brown  Serene Black	<p>POST SKIRTS</p>  White  Dark Walnut  Black

\*Fiberon unrouted 8-ft. rails (all colors) work with cable rail. This infill is not sold by Fiberon.

## KITS VS. SECTIONS | HOW TO ORDER

Fiberon railing is sold in kits or sections. Rail Sections include balusters whereas rail kits do not.



Horizon Rail Section

Horizon Rail Kit

### SYMMETRY RAILING

- Rail Kits include top and bottom rails (either routed or unrouted), crush blocks and holders, and mounting hardware. They are available in all three Symmetry Railing colors in various lengths.
- Rail Sections include top and bottom rails (routed only), beveled balusters, crush blocks and holders, and mounting hardware. They are available in various lengths, all in White.

### HORIZON RAILING

- Rail Kits include top and bottom rails, mounting hardware, adjustable crush blocks, square baluster inserts (although you can use other balusters or infill).
- Rail Sections include top and bottom rails, mounting hardware, adjustable crush blocks, baluster inserts, and either composite balusters or metal balusters. The sections are available in both 6-ft. and 8-ft. lengths in White only.

#### FYI

Number of required crush blocks will vary by rail length. Always follow installation instructions regarding the correct number of crush blocks to use.

## PRODUCT DETAILS | EVERYTHING YOU NEED TO KNOW

SYMMETRY RAILING COMPONENTS	Available Lengths			
	6 ft.	8 ft.	10 ft.	12 ft.
Line/Stair rail kits - routed (all colors)	•	•	•	•
Line/Stair rail kits - unrouted (all colors) - designed for custom infill options		•		
Line/Stair rail sections with beveled balusters, 36 in. rail heights (White only)	•	•		
Infill Options	Available Heights			
Beveled Composite Balusters (all colors)	36 in.		42 in.	
Round Metal Balusters (Black)	•		•	
Post Sleeves	Available Lengths			
Post Sleeves (all colors) 5 in. x 5 in.	39 in.	45 in.	108 in.	
Post Caps and Skirts	Dimensions			
Pyramid Post Caps (all colors)	4 in. x 4 in.		5 in. x 5 in.	
Post Skirts (all colors)			•	



- Rail kits include top and bottom rails, H-channel, U-channel (if applicable), crush blocks and holders, and hardware.
- Un-routed rail kits include un-routed top and bottom rails, H-channel, crush blocks and holders, and hardware.
- Rail sections included top and bottom rails, H-channel, U-channel (if applicable), beveled balusters with screws, crush blocks and holders, and line/stair hardware pack.



Top Rail Profile:  
2.95 in. x 2.95 in.  
H Rail Profile



Bottom Rail Profile:  
2.5 in. x 2 in.  
U Rail Profile\*

\*metal U-rail profile only offered with 10-ft. and 12-ft. lengths

HORIZON RAILING COMPONENTS	Available Lengths	
	6 ft.	8 ft.
Line/Stair rail kits (Black, Dark Walnut)	•	•
Rail sections with Square Composite Balusters (White only)	•	•
◦ Line sections available in 36 in. and 42 in. rail heights	•	•
◦ Stair sections available in 42 in. rail heights	•	•
Rail sections with Round Metal Balusters (White only)	•	•
◦ Line sections available in 36 in. and 42 in. rail heights	•	•
◦ Stair sections available in 42 in. rail heights	•	•
Infill Options	Available Heights	
Composite Balusters (all colors)	36 in.	42 in.
Round Metal Balusters (Black)	•	•
Post Sleeves	Available Lengths	
Post Sleeves (White) 4 in. x 4 in.	39 in.	
Post Sleeves (all colors) 4 in. x 4 in.	48 in.	108 in.
Post Caps and Skirts	Dimensions	
Harbour Post Caps (all colors)	4 in. x 4 in.	5 in. x 5 in.
Post Skirts (all colors)	•	•



- Line and stair rail kits include top and bottom rails, hardware, and square baluster daggers, and adjustable crush blocks
- Rail sections with square composite balusters include top and bottom rails, hardware, square composite balusters, square baluster daggers, and adjustable crush blocks.
- Rail sections with round metal balusters include top and bottom rails, hardware, round metal balusters, round baluster daggers, and adjustable crush blocks.



Top Rail Profile:  
3.75 in. x 2.25 in.



Bottom Rail Profile:  
3.5 in. x 1.75 in.





# LIGHTING AND FASTENERS

## IT'S IN THE DETAILS


Like hidden fasteners that create a flawless finish. And lighting for parties that last long after dark. Because when it comes to creating your ultimate outdoor space, little details make a big difference.

Dark Walnut Horizon Railing with matching lit post caps and black metal balusters.

# LIGHTING | BRIGHT IDEAS FOR EVENINGS OUTSIDE

- Made from rust-free aluminum and powder-coated for a lasting finish
- Uses low-voltage, eco-friendly LED technology
- Consumes 1/12 as much energy as standard bulbs
- Coordinates with both Symmetry and Horizon Railing
- Works with an available remote control dimmer

## CHOOSE YOUR COLOR



## GET THE DETAILS

*Post Cap Lights*



Post cap lights add a warm glow to 4" x 4" or 5" x 5" post rails. For a more subdued effect, intersperse lit caps with matching unlit caps.

*Post Sleeve Lights*



Sometimes called eyeball lights, these 3-1/2" diameter lights shine down rail posts. Ideal for highlighting sections of your deck or brightening stairways.

*Riser Lights*



Use these to ensure safer footing on the stairs. Designed to fit flush with stair risers. The face plate is 2-3/4" x 4-1/2," with a 1-1/8" x 3" lens.

*Accent Lights*



The multi-tasker of lighting. These flat, round lights are ideal for illuminating your deck's perimeter—an especially smart idea for ground-level decks without railing. They're also a great alternative to riser lights. Try adding two per riser on extra-wide staircases.



Dark Walnut  
Horizon Railing  
with matching  
post cap and  
post sleeve lights

# DECK FASTENERS | THE RIGHT HARDWARE FOR THE JOB

## FIBERON PHANTOM HIDDEN FASTENERS

- Designed for grooved deck boards
- Eliminates visible hardware
- Phantom GT fasteners work with interior deck boards
- Phantom EC (End Clip) Fasteners work with perimeter boards
- Not for use on stairs, fascia, or risers

### HOW THEY WORK



Hidden clips ensure a smooth surface and more seamless transition from indoor to outdoor spaces.



The clip is installed into the groove; then, a screw is driven into the joist at an angle.



Fiberon Ballistic NailScrew Driver with Fiberon Phantom Ballistic NailScrews

### WHAT YOU WILL NEED

*Phantom GT Hidden Fasteners*



Available in boxes of 90 (50 sq. ft. of coverage) for 16-in. on-center installations. Also available in buckets of 900 (500 sq. ft. of coverage) for 16-in. on-center installations.

*Phantom EC (End Clip) Hidden Fasteners: use with perimeter boards*



Available in bags (25 linear ft. of coverage) that include 25 clips, 40 screws, and a driver bit for 12 in. on-center installations.

*Fiberon Ballistic NailScrew Driver*



Kit includes driver, swivel hose fitting, belt hook, safety glasses, Allen wrench and oil.

*Fiberon Phantom Ballistic Screws*

Available in 900-count buckets, including driver bits.

## FIBERON CORTEX SCREWS | HIDDEN FACE FASTENERS

- Designed for square edge boards or perimeter boards
- Installed on the board's surface
- A color-matched plug minimizes the appearance of hardware
- Pre-drilling is required at 40° or below. We strongly recommend pre-drilling in all instances
- May be used on stairs
- Not for use on fascia or risers, or with Good Life Decking

### HOW THEY WORK



A special driving tip automatically puts the Cortex screw at a precise depth.



A color-matched plug is tapped in with a hammer.

### WHAT YOU WILL NEED

*Cortex Hidden Face Fasteners*



Available in boxes to cover 100 linear feet for 12 in. on-center installations or 140 linear feet for 16 in. on-center installations. Includes 224 screws and 300 plugs.

Available in buckets (300 linear ft. of coverage) that contain 1,050 2-1/2" screws, 1,200 color-matched plugs, and six setting tools.















*TORX® ttap® Drive System*

Nearly impossible to strip out. Stability button ensures fastener remains straight through installation.

# TECHNICAL SPECIFICATIONS

## DECKING. RAILING. LIGHTING.

DECKING	Symmetry	Horizon	Paramount PVC	ProTect Advantage	Good Life
Board Profile Dimensions	Flat bottom .935 in. x 5.4 in.	Flat bottom .935 in. x 5.4 in.	Flat bottom 1 in. x 5.5 in.	Flat bottom .93 in. x 5.3 in.	Scalloped bottom .93 in. x 5.3 in.
Square Edge Profile					
Grooved Edge Profile					
Reversible	Yes	Yes	No	No	No
Material	Durable PermaTech outer surface is co-extruded on 4 sides of PE and wood composite core	Durable PermaTech outer surface is co-extruded on 4 sides of PE and wood composite core	Cellular Foam Polymer with co-extruded cap on 3 sides	Durable PermaTech outer surface is co-extruded on 3 sides of PE and wood composite core	Durable outer surface is co-extruded on 3 sides of PE and wood composite core
Multi-chromatic	Burnt Umber, Cinnabar, Graphite, and Warm Sienna	Ipe, Rosewood, Tudor Brown, and Castle Gray	Sandstone, Brownstone, Flagstone, and Earthstone	Chestnut, Gray Birch, and Western Cedar	N/A
Solid Colors	N/A	N/A	Mineral and Fossil	N/A	Cabin, Cottage, and Villa
Limited Performance Warranty	25-Year	25-Year	Lifetime	25-Year	25-Year
Stain and Fade Limited Warranty	25-Year	25-Year	N/A	25-Year	25-Year
Square Edge Lengths	20 ft.	20 ft.	20 ft.	20 ft.	20 ft.
Grooved Edge Lengths	12 ft., 16 ft., and 20 ft.	12 ft., 16 ft., and 20 ft.	12 ft., 16 ft., and 20 ft.	12 ft., 16 ft., and 20 ft.	12 ft., 16 ft., and 20 ft.
Span Limitations	Perpendicular to joist: 16 in. Up to 45° angle to joist: 12 in. Stair tread spacing: 9 in.	Perpendicular to joist: 16 in. Up to 45° angle to joist: 12 in. Stair tread spacing: 9 in.	Perpendicular to joist: 12 in. Up to 45° angle to joist: 12 in. Stair tread spacing: 12 in.	Perpendicular to joist: 16 in. Up to 45° angle to joist: 12 in. Stair tread spacing: 9 in.	Perpendicular to joist: 16 in. Up to 45° angle to joist: 12 in. Stair tread spacing: 7 in.
Fascia Available	.75 in. x 11.25 in. x 12 ft. All colors	.75 in. x 11.25 in. x 12 ft. All colors	.5 in. x 11.75 in. x 12 ft. All colors	.75 in. x 11.25 in. x 12 ft. All colors	.75 in. x 11.25 in. x 12 ft. All colors
Risers Available	.75 in. x 7.25 in. x 12 ft. All colors	.75 in. x 7.25 in. x 12 ft. All colors	No	.75 in. x 7.25 in. x 12 ft. All colors	No

RAILING	Profile Dimensions	Top Rail Profile Bottom Rail Profile	Material	Colors	Limited Performance Warranty	Line Lengths	Stair Lengths	Post Sleeves	Post Caps and Post Skirts	Available Baluster Styles, Profiles, and Dimensions
Symmetry Railing	Top Rail: 2.95 in. x 2.95 in. Bottom Rail: 2.5 in. x 2 in.		Premium quality composite with permanent PVC surface.	Tranquil White, Serene Black and Simply Brown	25-Year	6 ft., 8 ft., 10 ft., and 12 ft. (All colors)	6 ft., 8 ft., 10 ft., and 12 ft. (All colors)	5 in. x 5 in. x 39 in. 5 in. x 5 in. x 45 in. 5 in. x 5 in. x 108 in. (All colors)	5 in. x 5 in. (All colors)	Beveled Composite <input type="checkbox"/> 1.25 x 1.25 x 29.5 in. 1.25 x 1.25 x 35.5 in. (All colors) Round Metal (Black) <input checked="" type="checkbox"/> .75 in. diameter 29.5 in. and 35.5 in. for line 30 in. and 36 in. for stairs
Horizon Railing	Top Rail: 3.75 in. x 2.5 in. Bottom Rail: 3.5 in. x 1.75 in.		Premium quality composite with permanent PVC surface.	White, Black, and Dark Walnut	20-Year	6 ft. and 8 ft. (All colors)	6 ft. (All colors) 8 ft. (White only)	4 in. x 4 in. x 39 in. (White) 4 in. x 4 in. x 48 in. 4 in. x 4 in. x 108 in. (All colors)	4 in. x 4 in. (All colors)	Square Composite <input type="checkbox"/> 1.25 x 1.25 x 29.5 in. 1.25 x 1.25 x 35.5 in. (All colors) Round Metal (Black) <input type="checkbox"/> .75 in. diameter 29.5 in. and 35.5 in.

LIGHTING	Description	Colors	Dimensions	Wattage
Post Cap Lights	Translucent acrylic lens shines a soft, warm light.	White, Black, and Dark Walnut	Fits 4 in. x 4 in. post sleeve Fits 5 in. x 5 in. post sleeve	1 Watt
Side Post Lights	Light shines down the post.	White, Black, and Dark Walnut	3.5 in. diameter	1 Watt
Riser Lights	Rectangular light is recessed into riser or fascia board.	White, Black, and Dark Walnut	Face plate is 2-3/4 in. x 4-1/2 in. Lens is 1-1/8 in. x 3 in.	.33 Watt
Accent Lights	Circular light that installs flush into deck board.	Bronze	1 in. diameter	.35 watts

### HIDDEN FASTENING

DECKING	Symmetry	Horizon	Paramount PVC	ProTect Advantage	Good Life
Interior Boards	Phantom GT hidden fasteners	Phantom GT hidden fasteners	Tiger Claw TC-G hidden fasteners and Cortex screws	Phantom GT hidden fasteners	Phantom GT hidden fasteners
Perimeter Boards	Phantom EC Fasteners	Phantom EC Fasteners	Phantom EC Fasteners	Phantom EC Fasteners	Phantom EC Fasteners

### FACE FASTENING

DECKING	Symmetry	Horizon	Paramount PVC	ProTect Advantage	Good Life**
Interior Boards	Cortex screws or 2.5 in. #8 composite decking screws	Cortex screws or 2.5 in. #8 composite decking screws	Cortex screws or 2.5 in. #8 composite decking screws	Cortex screws or 2.5 in. #8 composite decking screws	2.5 in. #8 - #10 stainless steel or composite screws
Perimeter Boards	Cortex screws or 2.5 in. #8 composite decking screws	Cortex screws or 2.5 in. #8 composite decking screws	Cortex screws or 2.5 in. #8 composite decking screws	Cortex screws or 2.5 in. #8 composite decking screws	2.5 in. #8 - #10 stainless steel or composite screws
Risers*	2.5 in. #8 - #10 stainless steel or composite screws	2.5 in. #8 - #10 stainless steel or composite screws	N/A	2.5 in. #8 - #10 stainless steel or composite screws	N/A
Fascia*	2.5 in. #8 - #10 stainless steel or composite screws	2.5 in. #8 - #10 stainless steel or composite screws	2.5 in. #8 - #10 stainless steel or composite screws	2.5 in. #8 - #10 stainless steel or composite screws	2.5 in. #8 - #10 stainless steel or composite screws

\*\*Do not use Cortex screws with Good Life Decking. The scalloped bottom on Good Life boards does not provide sufficient material for the screw to "grab," meaning a less secure installation and a far greater risk of cracking due to pressure/vibrations over time. Instead, we recommend 2.5-inch #8 or #10 stainless steel or composite screws.

# 6 STEPS TO YOUR NEW DECK



1

## VISIT

From product information to design inspiration, you'll find what you need at fiberondecking.com.



2

## BROWSE

Scroll through our photo galleries to get your creative wheels turning.

3

## LEARN

There are many advantages to composite decking. This free e-book explains them all.



4

## DESIGN

Build your ultimate outdoor space (no power tools required) with our free, fun Deck Design Tool.

5

## CHOOSE

Can't decide on a color? Not sure which railing suits your home? Order samples. It's fast, easy, and inexpensive.



6

## LOCATE

Ready to bring your deck dream to life? Find qualified Fiberon Partner contractors in your area. If DIY is more your style, we'll help you locate a Fiberon dealer.

